

HEI

WORCESTERSHIRE
Higher Education Institute


**EVERYONE HAS AN
INNER GENIUS**

We can help
you find yours



**Social
Work
England**

This course is approved by
Social Work England



2022/23

BA (Hons) Social Work

Would you like to make a real difference to the lives of individuals, families and communities? Would you like to prevent harm, neglect and abuse?

COURSE OVERVIEW

The course has a long standing history of delivering social work training going back to the late 1980's. We have a small and friendly team with a great wealth of experience covering a range of areas of expertise. We have small teaching groups and offer a high level of tutorial and academic support to students.

Students also benefit from regular sessions presented by service user and carer groups. Service user and carer input to the programme is integral to its design and delivery for which it has been commended.

Current social work practitioners assist in the delivery of modules by virtue of the well-established relationship between the college and social work agencies.

Students complete placements within social work settings of 70 days in year 2 and 100 days in year 3. The majority of placements are in Worcestershire and will often require students to be able to travel to and whilst on placement.

The course is validated by Birmingham City University (BCU). On completing the programme, students receive their degree from BCU and are eligible to apply to register as a social worker.

LOCATION

REDDITCH
RSOW-DGH-2225

UCAS CODE

H19 L500

COURSE LENGTH

3 years (full-time)

TUITION FEES

£8,650 per year

ADDITIONAL COSTS

Students are required to pay for enhanced DBS checks during the course of the programme. More information can be found at www.gov.uk/government/organisations/disclosure-and-barring-service

AWARD ON SUCCESSFUL COMPLETION

BA (Hons) Social Work

HOW TO APPLY

Please apply via UCAS at www.ucas.com

Course Validated by



**BIRMINGHAM CITY
University**

For further information about the course please visit howcollege.ac.uk or email our Social Work team at socialwork@howcollege.ac.uk



**HEART OF
WORCESTERSHIRE
COLLEGE**



PROPOSED MODULES

LEVEL 4 (YEAR 1)

- Study Skills for Social Work

This module introduces the study and research skills that are necessary for students to succeed with study at undergraduate level. This will include the skills required for formal writing, how to structure assignments and meet learning outcomes successfully and how to cite evidence to support answers.

- Developing Skills

Prepares students for their first placement by providing structured opportunities to practice key generic skills and to increase their understanding of the social work role.

- Life Span Development

This module considers development throughout life, starting with pre-birth and child development going through to adulthood and end of life. Students will make links between what happens in someone's childhood and how this might influence who they are as an adult. Students will also look at theories in depth to consider how development is interpreted and use this knowledge to plan interventions for case studies within the module, as well as for social work as a profession.

- Understanding Equality and Diversity

This module will investigate the importance of understanding your own values and how, as a social work student, you will be expected to uphold a service user's autonomy and have respect for their values. You will consider the impact of oppression and discrimination on individuals and communities.

- Law and Social Policy for Social Work

To prepare you for the complex and constantly evolving nature of modern social work practice, this module enables you to develop your knowledge and understanding of law.


LEVEL 5 (YEAR 2)

- Law and Safeguarding in Practice

This module provides a further understanding of the law involved in social work with children and young people, adult service users and carers. It will explore the Human Rights that underlie the operation of law in England and introduces the main powers and duties involved in key legislation relevant to social work practice as well as exploring their underpinning principles. The module builds on learning from the previous Law and Social Policy module by developing knowledge and application of the legislative and policy frameworks, specifically the safeguarding of adults and children.

- Assessment and Intervention

Introduces students to a range of methods for assessment and intervention and develops students' understanding of the role and processes of social work practice.



- Learning from Research and Evidence Based Practice

The module will explore the philosophy of research, research methods and ethics. The use of evidence informed practice will be explored and the debates that surround it. A service user and practitioner perspective will be included to support delivery where appropriate, alongside the use of models and discussion to aid critical thinking. The critique of social work research and its application to practice situations will be included in the teaching, supported as appropriate by subject specific guest speakers. Participation in seminar work to evaluate research and develop a research minded approach is expected, with evaluation from a range of sources and subject matter.

- Practice 1

Consists of a 70 day placement in a social work setting.

LEVEL 6 (YEAR 3)

- Practice 2

Builds on the practice experience in year two, requiring the student to work in situations of greater complexity and to manage risk. The module is made up of a 100 day placement in a social work setting.

- The Developing Professional Practitioner

Links to the final practice learning opportunity, by the end of which students will need to have demonstrated capability in practice. Students will elect to follow either the Children and Families or the Adult Services pathway.

- Contemporary Themes in Social Work Practice

Offers students the opportunity to demonstrate their ability as independent and resourceful learners in a professional context. The independent study should clearly illustrate the individual's ability to identify, explain, analyse, and evaluate academic evidence and relate this to social work practice in an area of their choosing.

- Critical Reflective Practice

Students will use their reflective and analysis skills to recognise their development through their final practice placement and learning throughout the degree program. Students will be able to demonstrate their professional and personal accountability. This module is closely linked to the Practice 2 module in this year.

ENTRY REQUIREMENTS

- GCSE at Grade 4 or above in English Language and Mathematics (formerly Grade C). Equivalent qualifications such as Key Skills Level 2, Adult Numeracy Level 2, Adult Literacy Level 2, Functional Skills English and Maths Level 2 or CSE Grade 1 will be accepted
- Basic IT Skills
- 96 UCAS tariff points
- At least 6 months relevant social care experience, whether paid or voluntary. We can also take into account personal experience of social care


EVERYONE HAS AN INNER GENIUS

We can help
you find yours



All course information, location of courses and fee information within this leaflet is correct at the time of publication. Where there is a change to published information, students will be notified in a timely manner and provided with a detailed explanation. If a course is cancelled, the College will make efforts to ensure that applicants receive timely advice on other suitable courses and options available. Any decisions made by Heart of Worcestershire College are carefully considered and made in the best interests of our students, to enhance both their success and experience.

For further information about the course please visit howcollege.ac.uk or email our Social Work team at socialwork@howcollege.ac.uk



- 2 references are required before an offer of a place can be made; an academic reference and a reference commenting on suitability for social work as evidenced during experience in social care
- *Where previous language of instruction is not English, International English Language Testing System (IELTS) minimum overall score of 7, with no element below level 6.5, is required.*

MATURE APPLICANTS

Applications from mature applicants are particularly welcomed, and they will be assessed on their ability to benefit from and be successful on the course via a range of range of alternative qualifications and experience. This is often demonstrated through the achievement of a Level 3 qualification in a relevant area.

Where there has been a significant gap since academic qualifications were obtained, applicants may be set additional written work to ascertain current academic writing ability.

OTHER CONDITIONS

- Satisfactory declaration of suitability
- Satisfactory enhanced Disclosure and Barring Service check

DELIVERY INFORMATION

The course is taught using lectures, workshops, seminars, group work, student presentations, role-plays and skills workshops. We also ensure that there is practitioner and service user involvement in teaching.

In addition, students will also undertake two practice placements. They will be assigned a personal tutor who will review and discuss progress, and will be available for advice.

The course is supported by online materials via our Virtual Learning Environment and may be supplemented by online delivery.

METHODS OF ASSESSMENT

Students are assessed using a variety of methods including assignments, individual and group presentations, direct observations and practice portfolio.

PROGRESSION

On completing the programme, students are eligible to register with Social Work England, (the professional regulator for social work) as a qualified Social Worker. You can link to the Social Work England website [HERE](#)

The programme has an excellent record in terms of students going on to work for local employers.

STAFF EXPERIENCE

Students will be taught by experienced and enthusiastic staff, most of them qualified and registered social workers. All our staff maintain active links with partner agencies and practitioners.

The course also has a high level of practitioner and service user input and carer involvement into teaching.