

CONSTRUCTION

SUMMER PROJECTS YEAR 11 STUDENTS

ASCENTIS LEVEL 1 DIPLOMA
IN SKILLS FOR EMPLOYMENT
IN THE CONSTRUCTION
INDUSTRIES:
**PRINCIPLES OF HEALTH
AND SAFETY**



HEART OF
WORCESTERSHIRE
COLLEGE

KICK START YOUR STUDY AT HOW COLLEGE WITH ONE OF OUR CURRICULUM BRIDGING PROJECTS

Background information.

As a potential trades person within the construction industry you are responsible for your own health and safety, and off those around you. You cannot expect other people to look after you, they won't. So, a good knowledge and understanding of your role and responsibilities regarding health and safety is of the utmost importance

Task

Attached from you evidence portfolio is your Level 1 health and safety unit. Research the questions and complete as many as possible.

Unit 2 Principles of Health & Safety

This unit is about

- Describing what is meant by Health & Safety in the workplace & explain why it is important
- Describing what is meant by 'Welfare Provision at Work'
- Explaining why personal hygiene is important
- Explaining the responsibilities of employers & employees in relation to health & safety
- Defining the terms hazard, harm & risk
- Describing the harm that a range of health & safety hazards can cause
- Explaining how workplace conditions can cause hazards
- Identifying the different safety signs & describing the hazards they indicate
- Describing fire & emergency procedures
- Identifying the different types of fire extinguishers & when each should be used
- Describing personal protective equipment & the protection it provides
- Explaining why it is important to report accidents/ill health & other incidents
- Explaining why First Aid provision is important in the workplace

Methods to be used when assessing the work in this unit

- Oral Questioning
- Written Questioning
- Projects and Assignments
- Observation of Practical Performance

I agree to be assessed in this unit, using one or more of the methods of assessment shown above.

Learners Signature..... Date

Assessors Signature

Name _____

ELEMENT CHECKLIST

Element	Element Requirements	Date Completed	Assessor To Tick Box When Achieved
1	Describing what is meant by Health & Safety in the workplace & explain why it is important		
2	Describing what is meant by 'Welfare Provision at Work'		
3	Explaining why personal hygiene is important		
4	Explaining the responsibilities of employers & employees in relation to health & safety		
5	Defining the terms hazard, harm & risk		
6	Describing the harm that a range of health & safety hazards can cause		
7	Explaining how workplace conditions can cause hazards		
8	Identifying the different safety signs & describing the hazards they indicate		
9	Describing fire & emergency procedures		
10	Identifying the different types of fire extinguishers & when each should be used		
11	Describing personal protective equipment & the protection it provides		
12	Explaining why it is important to report accidents/ill health & other incidents		
13	Explaining why First Aid provision is important in the workplace		

Date you started work on this Module		Date you completed this Module	
--------------------------------------	--	--------------------------------	--

END OF MODULE SUMMARY	
Assessor's Comments:	
Assessor's Signature on Completion:	
Date/s of IV Sampling carried out:	IV Stamp, Dated and Signed

ELEMENT 1	Describe what is meant by Health & Safety in the workplace & explain why it is important	NAME: DATE:
------------------	--	--------------------

Please complete the table below to provide evidence of your competence in this element:

1. Good health and safety in the workplace is important because?	
2. State the benefits of having a health & safety policy in the workplace.	
3. Name the legal document that is used to enforce health & safety in the workplace.	

Comments:
Assessor's Signature: Date:

ELEMENT 2	Describe what is meant by 'Welfare Provision at Work'	NAME: DATE:
------------------	---	--------------------

Please complete the table below to provide evidence of your competence in this element:

State 4 items of welfare provision that an Employer is legally obliged to provide on site
1.
2.
3.
4.

Comments:	
Assessor's Signature:	Date:

ELEMENT 3	Explain why personal hygiene is important	NAME: DATE:
------------------	---	--------------------

Please complete the table below to provide evidence of your competence in this element:

<p>1. State the reasons for regularly washing your hands when carrying out working operations.</p>	
<p>2. State the importance of regularly washing your work clothes.</p>	
<p>3. Describe the advice you would give to a workmate that has problems with personal hygiene.</p>	

Comments:	
Assessor's Signature:	Date:

ELEMENT 4	Explain the responsibilities of employers & employees in relation to health & safety	NAME: DATE:
------------------	--	--------------------

Please complete the table below to provide evidence of your competence in this element:

Describe 3 responsibilities an Employer has under the Health & Safety at Work Act.
1.
2.
3.
Describe 3 responsibilities an Employee has under the Health & Safety at Work Act.
1.
2.
3.

Comments:	
Assessor's Signature:	Date:

<p>ELEMENT 5 and 6</p>	<p>Define the terms hazard, harm & risk & describe the harm that a range of health & safety hazards can cause</p>	<p>NAME: DATE:</p>
-------------------------------	---	-----------------------------

Please complete the table below to provide evidence of your competence in this element:

<p>1. Define the what is meant by Hazards in the workplace.</p>	
<p>2. Define the what is meant by the term 'Harm' in the workplace.</p>	
<p>3. Define the term 'Risk' as applied to health & safety in the workplace.</p>	
<p>4. State the harm that you may suffer from working on defective access equipment.</p>	
<p>5. State the harm you may suffer from working with a hammer drill for long periods.</p>	

Comments:

<p>Assessor's Signature:</p>	<p>Date:</p>
------------------------------	--------------

ELEMENT 7	Explain how workplace conditions can cause hazards	NAME: DATE:
------------------	--	--------------------





Please complete the table below to provide evidence of your competence in this element:

<p>1. Describe the hazards that may occur in a workplace which is generally untidy?</p>	
<p>2. Describe the hazards that may occur from working in a confined space.</p>	
<p>3. Describe the hazards that may occur from having poor access & exit routes from the workplace.</p>	

Comments:	
Assessor's Signature:	Date:

<p>ELEMENT 8</p>	<p>Identify the different safety signs & describe the hazards/actions they indicate</p>	<p>NAME:</p> <p>DATE:</p>
-------------------------	---	---------------------------

Please complete the table below to provide evidence of your competence in this element:

<p>1. Type of safety sign.</p>	
<p>2. Type of safety sign.</p>	
<p>3. Type of safety sign.</p>	
<p>4. Type of safety sign.</p>	

Comments:

Assessor's Signature: _____ Date: _____

ELEMENT 9	Outline fire and emergency procedures	NAME: DATE:
------------------	---------------------------------------	--------------------





Please complete the table below to provide evidence of your competence in this element:

Fire and emergency procedures	Action to be taken/information
1. On the discovery of a fire.	
2. Location of fire exits within your workshop.	
3. Location and type of fire extinguisher in your workshop.	
4. Location of nearest fire muster point to your workshop.	

Comments:	
Assessor's Signature:	Date:

ELEMENT 10	Identify the different types of fire extinguishers & when each should be used	NAME: DATE:
-----------------------	---	--------------------





Please complete the table below to provide evidence of your competence in this element:

Fire equipment	Colour of label	Contents	Type of fire extinguisher	Type of fire to be used on
		WATER		
	CREAM			
		POWDER		
		CO ² GAS		

Comments:	
Assessor's Signature:	Date:

ELEMENT 11	Describing personal protective equipment & the protection it provides	NAME: DATE:
-------------------	---	--------------------

Please complete the table below to provide evidence of your competence in this element:

Personal protective equipment	Name and describe item shown & state protection it provides
	
	
	
	
	

Comments:	
Assessor's Signature:	Date:

<p>ELEMENT 12 and 13</p>	<p>Explain why it is important to report accidents/ill health & other incidents/ Explain why First Aid provision is important in the workplace</p>	<p>NAME: DATE:</p>
---------------------------------	--	-----------------------------

Please complete the table below to provide evidence of your competence in this element:

<p>1. State why it is important to record all accidents/ill health on building sites?</p>	
<p>2. State 4 items of information that should be recorded in an accident book?</p>	
<p>3. Describe the reasons why cases of ill health should be reported to an employer.</p>	
<p>4. State why an employer has a legal duty to provide first aid facilities/provision on site.</p>	
<p>5. State the reasons why the contents of a first aid box on site should be regularly checked.</p>	

Comments:

<p>Assessor's Signature:</p>	<p>Date:</p>
------------------------------	--------------

Suggested materials to read or research, things to listen to or watch (e.g. a documentary on Netflix, podcast, performance), the use of the internet can be good starting place, there are also some good books available online. Friends or family who work in construction could be a useful source information.

Indicative time for this project:

15 hours (approx.)

Instructions on how to submit this:

Once you have completed as many of the sheets as possible save them and/or send them to your student email. When we return to college you can print them, then we will review them and edit if necessary. Once reviewed and marked they will be placed in a portfolio as evidence of learning.

Mark Tutt

e. mtutt@howcollege.ac.uk

t. 01905 725737

How will I benefit from this project:

In short, a good understanding of the part you play in health and safety will keep you alive.

What can I expect to get back after I submit my project work:

After the work has been submitted and marked you will have completed one of the five theory units of this course, and gained a valuable in-site to what is expected from you in construction with regards to health and safety.

Key information you should include:

Your name

Your email address

A contact telephone number