

CREATIVE ARTS AND MEDIA

SUMMER PROJECTS
YEAR 11 STUDENTS

ART:
WORDS TO PICTURES
DRAWING CHALLENGE
PHOTOGRAPHY CHALLENGE
MUSEUM/GALLERY CHALLENGE
NETFLIX - THE ART OF DESIGN
GRAYSON PERRY'S ART CLUB



HEART OF
WORCESTERSHIRE
COLLEGE

KICK START YOUR STUDY AT HOW COLLEGE WITH ONE OF OUR CURRICULUM BRIDGING PROJECTS

FIND A SONG - AND SING IT

Altered Books - A Humument



A Humument: A treated Victorian novel is an altered book by British artist Tom Phillips, first published in 1970. It is a piece of art created over W H Mallock's 1892 novel A Human Document. The term 'Humument' results from the partial deletion of the original title: 'A Human Document'.

Phillips drew, painted, and collaged over the pages, while leaving some of the original text to show through. The end result created a new story with visual imagery responding to selected key words or phrases.

When asked about the book, Phillips replied: "It is a forgotten Victorian novel found by chance ... I have plundered, mined, and undermined its text to make it yield the ghosts of other possible stories, scenes, poems and replaced the text stripped away with visual images of all kinds."

Words to pictures

You are asked to source a book and create your own 'Humument'. This could be a book you already own. It should be visually interesting and the more obscure the better. An unfamiliar title or subject will offer the potential for a more innovative interpretation of the text you choose to illustrate. Select two pages from your book and from these select words or phrases to create a visual representation directly onto the page. Working in any media you choose, be as creative and innovate as possible and try to avoid the obvious. At the start of your course in September you will exhibit your work and present your findings to the group.



Drawing challenge

Drawing can be a relatively quick process, watch the following clip about Picasso producing a drawing in 5 minutes.



www.youtube.com/watch?v=Nxes8pyHkJc

1. Selecting media of your choice can you produce 5 timed drawings for a duration of 5 minutes for each study. The subject can be of an object/animal/person of your choice. If possible record your drawing process on your phone using time lapse function.
2. Select another object or person and media of your choice, working with short parallel lines produce a study of your chosen object or person using the method used below by Van Gogh in his Portrait study.



Portrait of Joseph Roulin, 1888, Vincent van Gogh.

Photography challenge



Joanna Piotrowska



Nicky Ebbage



Birgitta Zoutman



Chiara Mac Call




Patty Carroll

Photographers have sought to communicate a moment in time through image. Capturing these moments can provide insight into the lives of individuals and wider communities. Please explore / reflect on the current period of lockdown as a personal response through photography, producing a series up to 10 photographs. You could experiment with a number of different methods to investigate this theme including: portraiture, abstraction, still life arrangements, use of black and white or colour.

Museum/Gallery Challenge

Museums and Art galleries are a fantastic resource to access contemporary and historic examples of art and design pieces. There are several links to a variety of different collections below. Visit each one and select an artist/artwork and produce one of the following.


- A.** 300 word review of the artwork and artist/designer. (Think about using formal elements eg. line, tone, shape, colour, texture, pattern and composition as part of your description. Add an example/s of the artwork to accompany your writing.)
- B.** Creating your own piece of work in response to a selected artwork (What influences can you use? A technique or process that they have used or is the subject of the work of interest?).



www.bbc.co.uk/programmes/m000hqml



www.guggenheim-bilbao.eus/en/guggenheimbilbaolive



www.nationalgallery.org.uk/visiting/virtualtours



www.timeout.com/travel/virtual-museum-tours

Netflix - The Art of Design

This series is currently free to access on YouTube. There are eight episodes in total that feature a superb selection of designers, revealing their working practice. Watch one or all episodes to explore a range of possible careers and creative practices in the creative sector.

www.youtube.com/watch?v=q_k8fVNzbGU Illustrator- Christoph Niemann

www.youtube.com/watch?v=kaSvGVhtszo Footwear designer - Tinker Hatfield

www.youtube.com/watch?v=LCfBYE97rFk Graphic Designer - Paula Scher

www.youtube.com/watch?v=BDpqt-haLLM Photographer - Platon

Grayson Perry's Art Club



Grayson Perry is a contemporary Artist, who during lockdown has started a weekly art club on channel 4.

www.channel4.com/programmes/graysons-art-club?cntsrc=social_share_ios_graysons_art_club

When you have watched this episode can you have a go at producing your own self portrait.

Indicative time for this project: 30 hours

Instructions on how to submit this:

Please submit all work to

Ivan McDouall

Curriculum, Resource & Quality (CRQ) Leader - The Arts

e. imcdouall@howcollege.ac.uk

t. 01905 743565

How will I benefit from this project:

The project will help you understand what to expect when you come to College and also give you a head start in working on topics and content that will be relevant when you begin your journey with us.

What can I expect to get back after I submit my project work:

The receipt of your work will be acknowledged and a member of the team will give you some feedback. The work submitted will be further discussed at enrolment once you start with us.

Key information you should include:

Your name

Your email address

A contact telephone number